



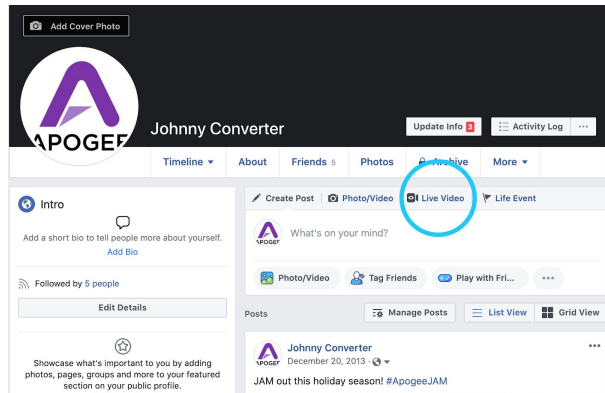
Easy Live Streaming in Stereo with Apogee Interfaces

Live Streaming is a great way for musicians to reach fans around the world, but live streaming in stereo isn't straightforward with most live streaming apps. In this document you'll learn how to easily live stream in stereo with Apogee interfaces.

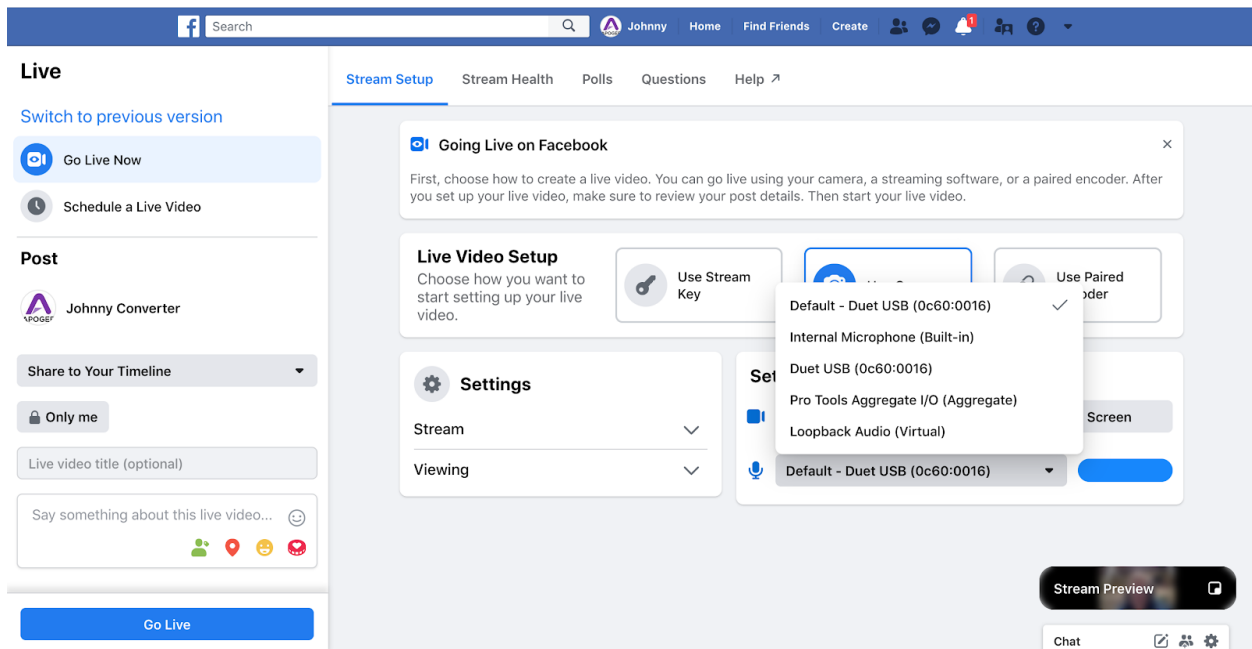
Stereo Streaming with Mac & Windows on FaceBook Live

To stream stereo audio on FaceBook Live, you can use any Apogee interface with 2 or more channels - ONE, Duet, Quartet, any Element/Ensemble series interface, even Symphony I/O Thunderbolt.

Once you're created a FaceBook account and logged in, choose Live Video in the Create Post section:



- In the Live Producer window, click Use Camera in the Live Video Setup section.
- Click the Mic icon to select an Apogee interface.
- If the Apogee interface is selected in System Preferences > Sound as the Input & Output device, then the interface appears twice in the list - once with the prefix **Default**, and once with no prefix - select the entry **WITHOUT** the prefix for stereo audio.
- Click Go Live.

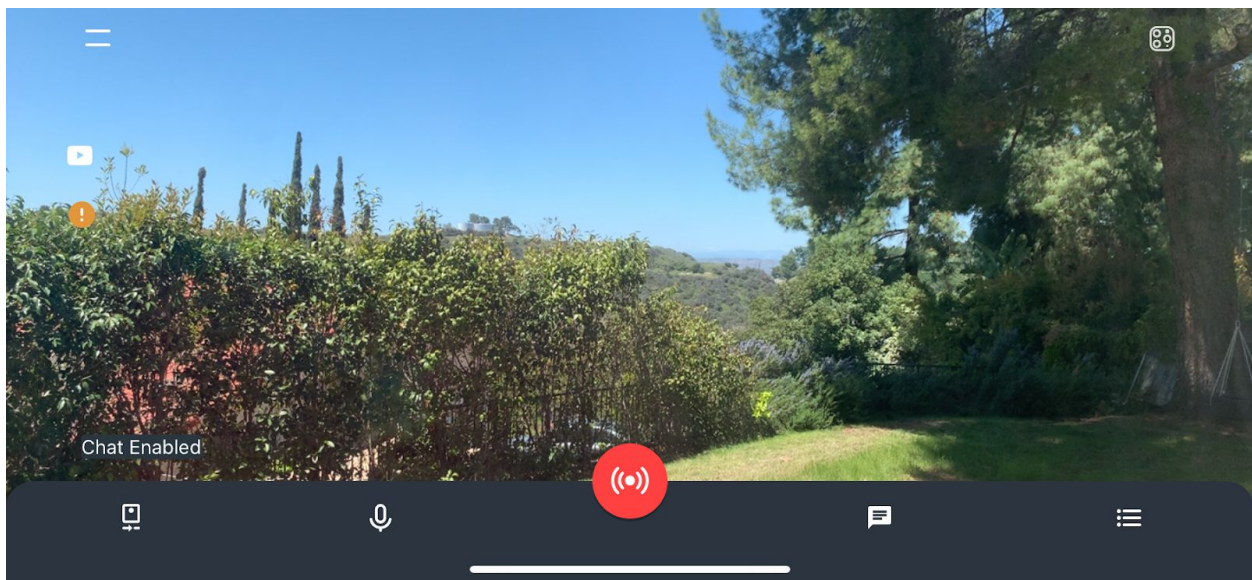




Stereo Streaming with iPhone/iPad on Youtube, FaceBook Live & Others

When using iOS apps from Youtube, FaceBook Live and other streaming services, audio is by default broadcast in mono, even when a stereo audio interface like Duet is connected to the iPhone. There is a solution - StreamLabs for iOS from OBS. It's simple to use, it streams to the major streaming services in stereo, and it's free!

- Download the StreamLabs app from the Apple App Store.
- Before opening the app, connect your Apogee stereo interface.
- Open the app and log into your desired streaming service: Twitch, YouTube, Mixer or FaceBook.
- Tap the Menu list in the upper left corner, then tap Settings to review options - no audio settings are required, use of the Apogee interface is automatic.
- Tap the lower third of the app to reveal controls, then tap the red Go Live button.
- After a few moments, you'll be streaming live in stereo!



To live stream in stereo with other services requires the use of a streaming encoder like OBS Studio, which adds another level of complexity and is beyond the scope of this guide.