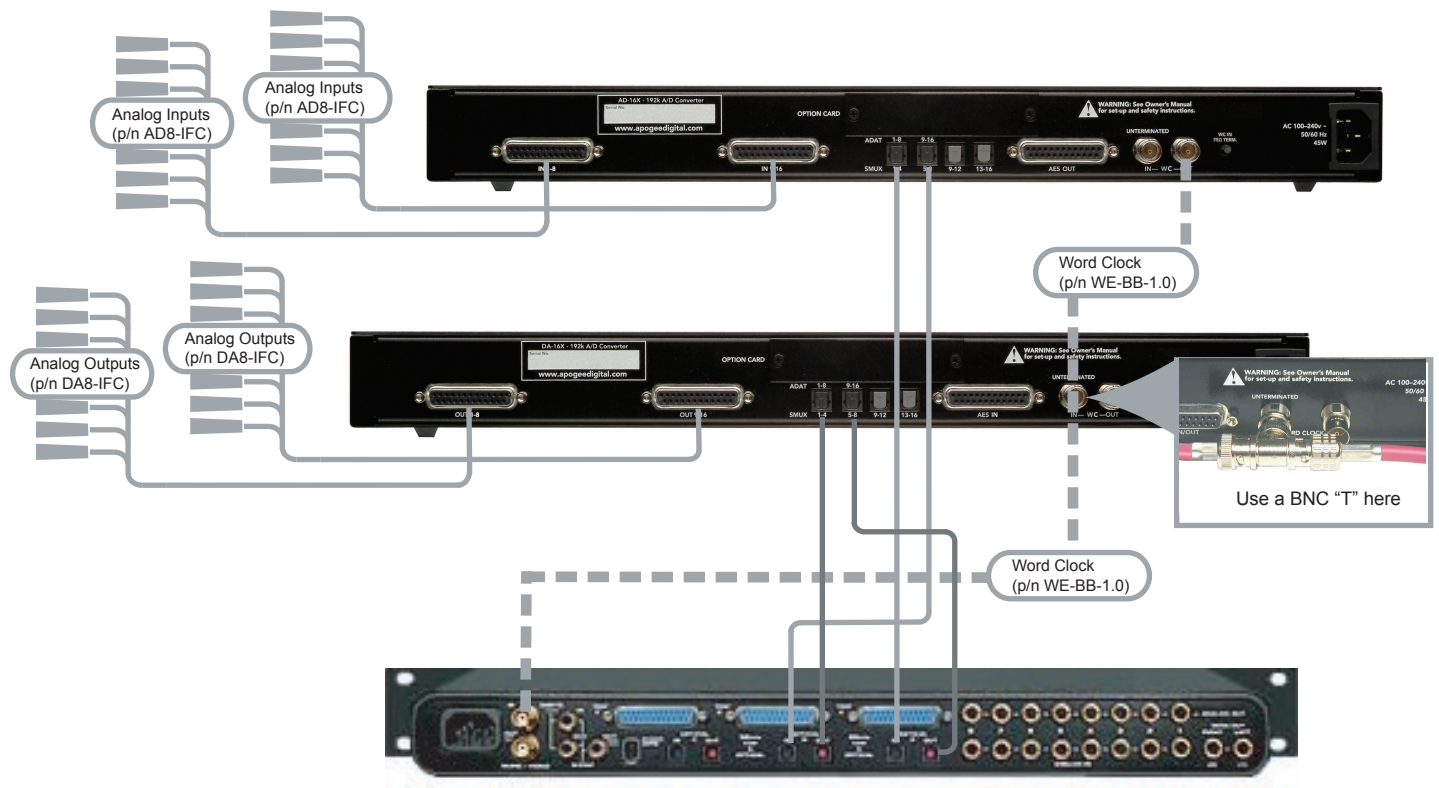



ApogeeConnects : AD DA 16X - MOTU 2408 mkIII

Hardware Connections




Connect AD-16X WC Out to a BNC "T" connector installed on DA-16 WC In. Connect the other side of the BNC "T" connector to the MOTU 2408 WC In; do not terminate this input. Alternatively, use an Apogee Big Ben as a Master Clock and connect each device to it's own Big Ben WC Output.

Hardware Settings



INT Select desired sample rate



WC

ADAT

Set to **ADAT** if sample rate = 44.1-48kHz
Set to **S/MUX** if sample rate = 88.2-96kHz